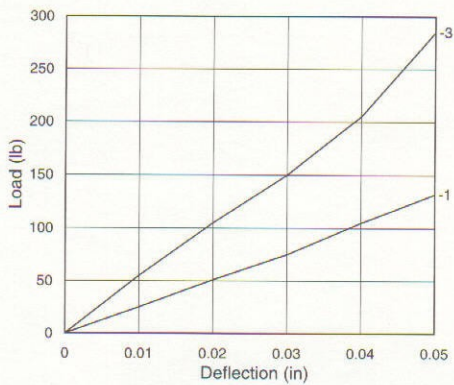


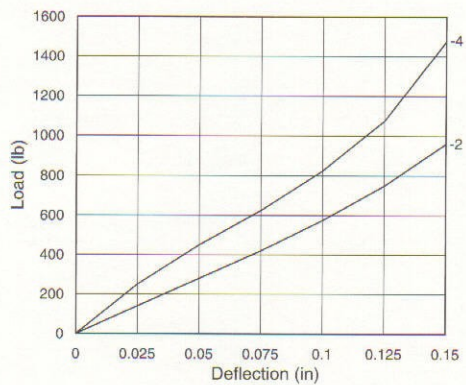
BARRY-BOND MOUNT SERIES:

Performance Characteristics

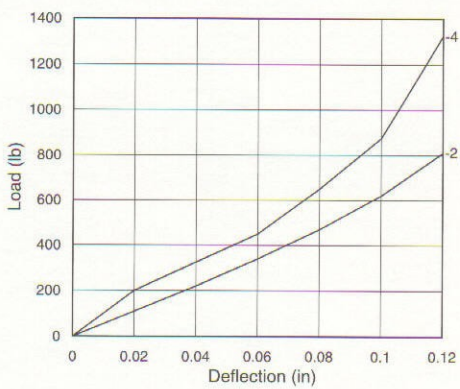
BC1120 Series Axial Load vs. Deflection



BC1122 Series Axial Load vs. Deflection



BC1121 Series Axial Load vs. Deflection



BC1123 Series Axial Load vs. Deflection

