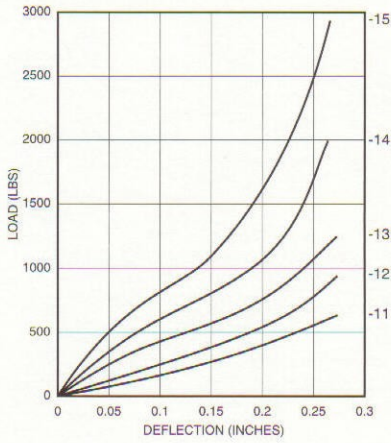


22000 MOUNT SERIES:

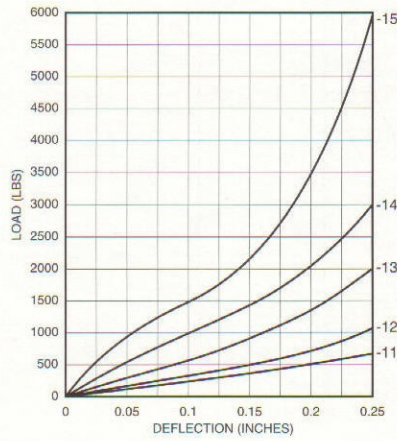
Performance Characteristics

22003 Series Axial Load vs. Deflection

Thin Center Mounting Structure

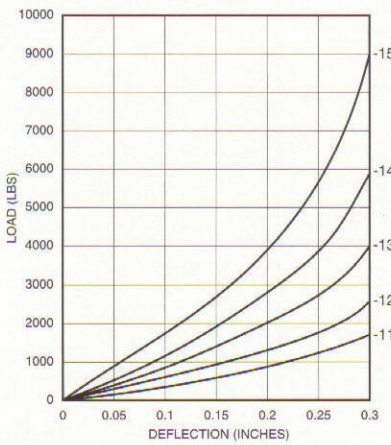


Thick Center Mounting Structure



22004 Series Axial Load vs. Deflection

Thin Center Mounting Structure



Thick Center Mounting Structure

